

ELFIN SOFA



schiaavello

SCHIAVELLO DESIGN STUDIO

Led by Design and Marketing Director Anton Schiavello, the Schiavello Design Studio is made up of a number of multi-disciplinary designers and makers with expertise in industrial design, fashion design, engineering and medical design. With varying strengths and specialties, the team collectively shares experiences from in and around the furniture industry and brings its expertise to newly developed Schiavello products.

Maintaining thoughtful, innovative and research-driven outlooks on design trends, the Schiavello Design Studio has been the driving force behind a number of the company's most successful designs. Some of the team's most notable concepts include Krossi in 2013 – the first and only Australian made and designed sit/stand desk – and the pioneering Climate workplace system in 2010, which is still one of the most malleable products of its kind. In addition, the studio continues to develop Schiavello's furniture offering, catering to changing typology trends, business and people needs and technology requirements, while maintaining product quality, longevity, effortless visual appeal and environmental sustainability.



Elfin is a sofa with a compact, lightweight nature. The design conveys a structured and Modernist aesthetic within a small footprint, while the refined and nimble body exudes gentle cues of femininity and a playful, youthful charm.





The minimal, modern design of Elfin complements any interior palette or style, resulting in a sofa that is timeless and adaptable to change. Its refined and linear aesthetic carries right through to the tall, slender legs, giving the design an airy, floating sensibility. Elfin combines the comfort of a

large lounge with the footprint of a small sofa. Its lightweight nature allows it to easily be transported and shifted, responding and adapting effortlessly to the ever changing modern lifestyle. In addition, its tall legs have been designed to allow a vacuum to pass underneath for easy cleaning.

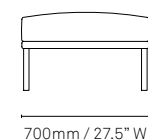




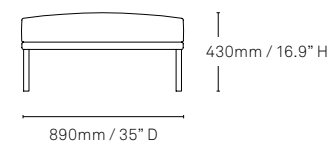
Configurations

With its easy linking system, Elfin can shape shift into an individual, two or three-seater lounge, with the addition of a series of chaise and ottoman options. The collection is available with or without arms to pass between formal and casual settings, adapting to suit an array of environments.

Ottoman

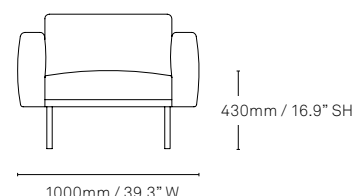


700mm / 27.5" W

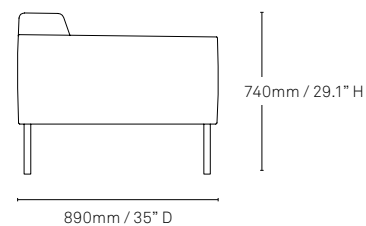


890mm / 35" D

One-seater sofa

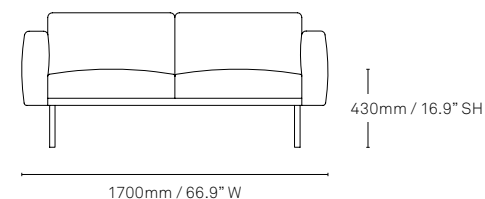


1000mm / 39.3" W

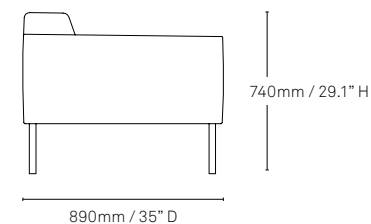


890mm / 35" D

Two-seater sofa

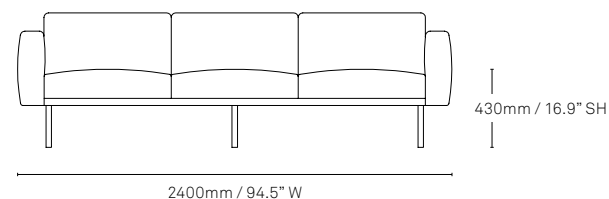


1700mm / 66.9" W

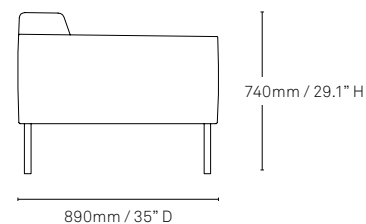


890mm / 35" D

Three-seater sofa

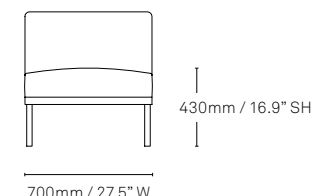


2400mm / 94.5" W

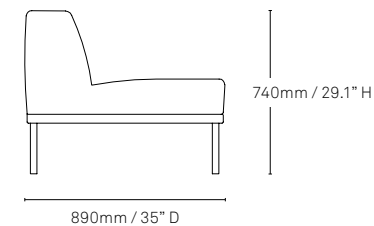


890mm / 35" D

One-seater no arms

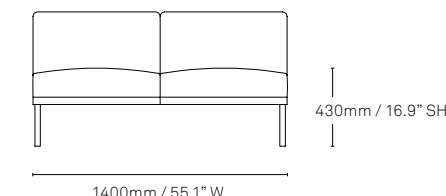


700mm / 27.5" W

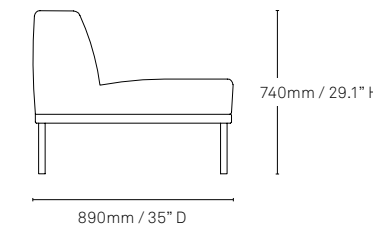


890mm / 35" D

Two-seater no arms

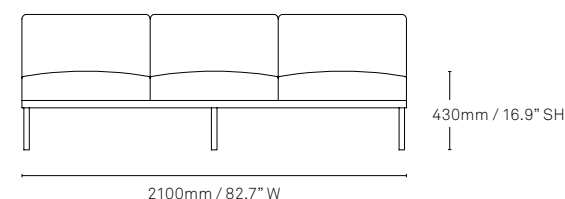


1400mm / 55.1" W

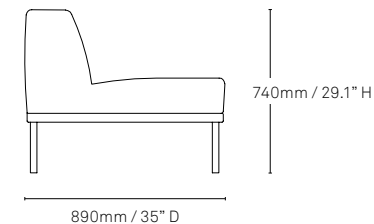


890mm / 35" D

Three-seater no arms

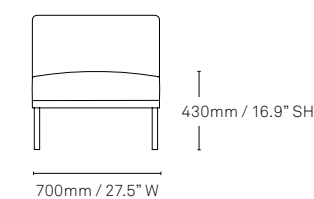


2100mm / 82.7" W

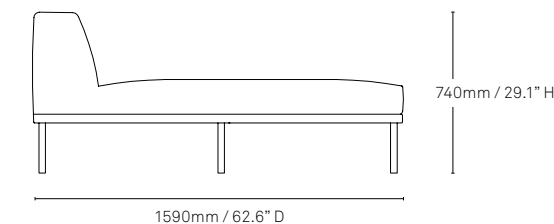


890mm / 35" D

Chaise no arms

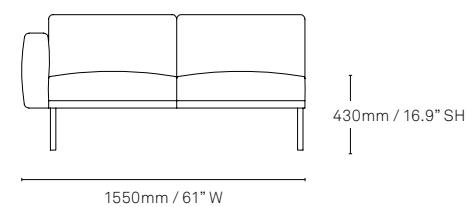


700mm / 27.5" W

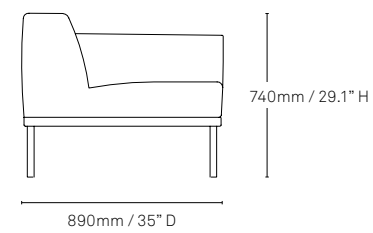
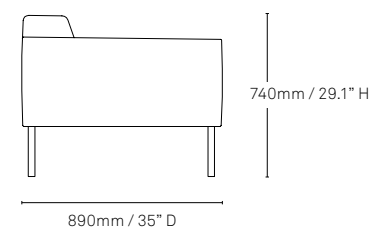
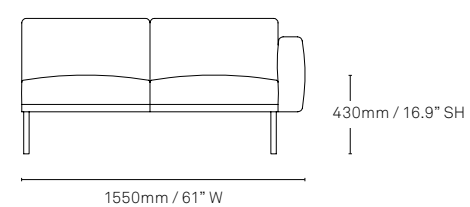


1590mm / 62.6" D

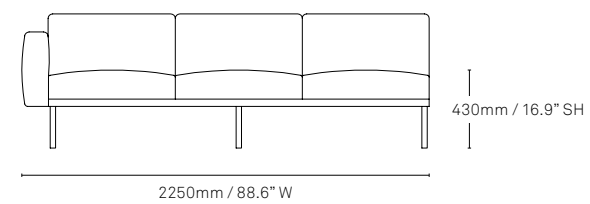
Two-seater left arm



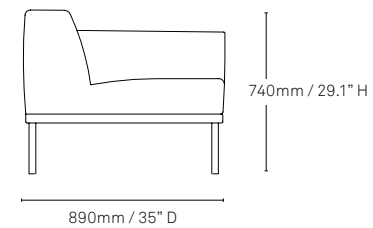
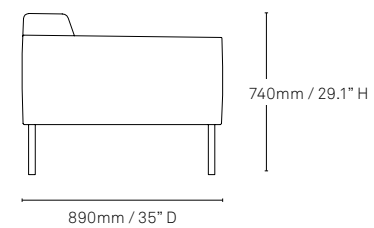
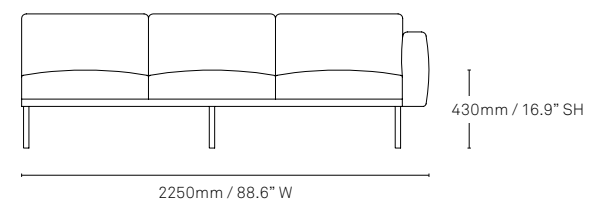
Two-seater right arm



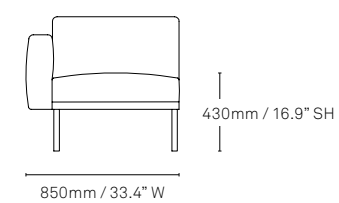
Three-seater left arm



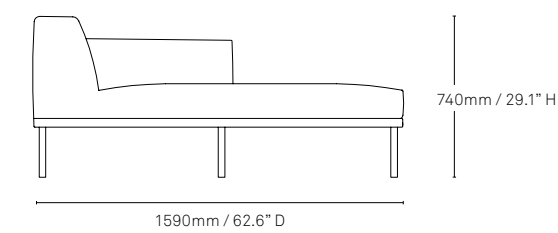
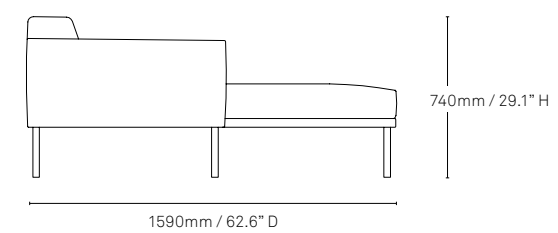
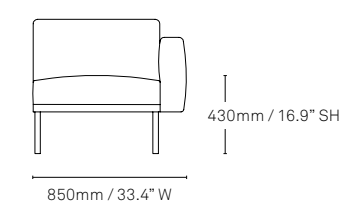
Three-seater right arm



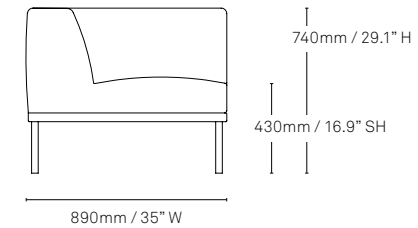
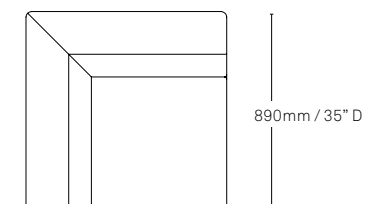
Chaise left arm



Chaise right arm



Corner no arms




ColourLab

Schiavello's innovative ColourLab brings a considered and cohesive palette of finishes to working and living spaces. Curated by Giulio Ridolfo and developed by Schiavello, the palette beautifully balances colour, texture and layering across a variety of materials.


CATEGORY 1
Focus, Edge
& Messenger

FABRIC

FOCUS / Category 1



EDGE / Category 1



MESSENGER / Category 1






CATEGORY 2
Metric

CATEGORY 3
Atlas & Revive

METRIC / Category 2



ATLAS / Category 3




REVIVE 1 / Category 3




CATEGORY 4
Glow, Recheck,
Remix 3 & Rime


GLOW / Category 4




RECHECK / Category 4



REMIK 3 / Category 4



RIME / Category 4






CATEGORY 5
Steelcut Trio 3
& Tonica 2

STEELCUT TRIO 3 / Category 5



TONICA 2 / Category 5




HEALTHCARE
FABRIC



CATEGORY 1.5
Silk
CATEGORY 2
Rave
CATEGORY 2.5
Trieste


SILK / Category 1.5



RAVE / Category 2



TRIESTE / Category 2.5



LEATHER



CATEGORY 2

Metador,

CATEGORY 3

Medici

CATEGORY 4

Heirloom


METADOR / Category 2



MEDICI / Category 3



HEIRLOOM / Category 4



Legs



TIMBER NATURAL

Species



Oak

Applied finishes



Limewood



Walnut Bianco



Walnut Milano

TIMBER PAINT



Ash

Strata

Parchment

Obsidian Glass

Black

Stone Grey



Silk Grey

Cement Grey

Grey Beige

Oxide Red

Signal Brown

Orange Brown



Pale Green

Emerald Green

Fir Green

Ruby Red

Traffic Red

Blush



Colza Yellow

Sulfur Yellow

Steel Blue

Gentian Blue

TIMBER WASH



Ash

Strata

Parchment

Obsidian Glass

Black

Stone Grey



Silk Grey

Cement Grey

Grey Beige

Oxide Red

Signal Brown

Orange Brown



Pale Green

Emerald Green

Fir Green

Ruby Red

Traffic Red

Blush



Colza Yellow

Sulfur Yellow

Steel Blue

Gentian Blue

FINISH

- Satin
- ‡ Texture



METAL POWDER COAT

METAL POWDER COAT / Category 1



Strata • ‡

Parchment ‡

Obsidian Glass •

Black • ‡

METAL POWDER COAT / Category 2



Ash •

Parchment •

Obsidian Glass ‡

Stone Grey • ‡

Silk Grey •

Cement Grey •



Orange Brown •

Grey Beige •

Oxide Red •

Signal Brown •

Blush •

Pale Green •



Emerald Green •

Fir Green •

Steel Blue •

Gentian Blue •

METAL POWDER COAT / Category 3



Colza Yellow •

Sulfur Yellow •

Ruby Red •

Traffic Red •





Ecology and sustainability

Schiavello's most important commitment to sustainability is the company-wide Environmental Management System under ISO 14001. The environmental design principles realised means we design for the environment, focusing on efficient energy use and minimum emissions, longevity and durability, re-use and recycling of our products.

Our principles of ME WE (Materials, Energy, Waste Emissions) give us a simple way to think about how our operations impact the environment.

Printed on an Australian made paper stock that is PEFC Certified and made from elemental chlorine-free bleached pulp sourced from sustainably managed forests and non-controversial sources. It is manufactured by an ISO 14001 certified mill using renewable energy sources.



About Schiavello

Schiavello is a multi-disciplinary company dedicated to developing intelligent, inspiring, ecological and resilient solutions for the office, the home and public spaces.

Schiavello's concepts and products are developed in Australia by applying a design process that brings together the company's core design principles and engineering with the creativity of local and international designers.

The Schiavello head office and world-class manufacturing facilities are integral to our continually developing rich tapestry of knowledge. This knowledge ultimately assists us in informing the right solutions and tools for each organisation's needs and people, allowing us to consistently achieve our philosophy that 'Anything is possible'.

To find a Schiavello showroom or partner in your area, please visit [schiavellofurniture.com/find-us](https://www.schiavellofurniture.com/find-us)

All intellectual property rights and copyrights are reserved. Nothing contained in this brochure may be reproduced without written permission. Schiavello Group Pty Ltd reserves the right to change any or all details without prior notice. All dimensions stated within this document are nominal and/or approximate only and subject to variation.

SCH/C60D-D

Nimble, minimal and fun, Elfin ignites youth
in the space it resides.

www.schiavellofurniture.com/elfin-sofa

schiavello