System 30 panels

technical

Melbourne Head Office
Schiavello (Vic) Pty Ltd
1 Sharps Road
Tullamarine VIC Australia 3043
T: 61) 3 9330 8888
F: 61) 3 9330 8899

Melbourne Showroom
Schiavello (Vic) Pty Ltd
31-49 Queensbridge Street
Southbank VIC Australia 3006
T: 61) 3 9674 1500
F: 61) 3 9674 1650

Adelaide
Schiavello (SA) Pty Ltd
Ground Floor, 101 Currie Street
Adelaide SA Australia 5000
T: 08) 8112 2300
F: 08) 8231 1419

Brisbane
Schiavello (Qld) Pty Ltd
265 Coronation Drive
Milton QLD Australia 4064
T: 07) 3368 3388
F: 07) 3368 2125

Canberra
Schiavello (ACT) Pty Ltd
2-6 Collie Street
Fyshwick ACT Australia 2609
T: 02) 6124 0500
F: 02) 6280 4370

Perth
Schiavello (WA) Pty Ltd
1315 Hay Street
West Perth WA Australia 6005
T: 08) 9322 6555
F: 08) 9322 1337

Sydney
Schiavello (NSW) Pty Ltd
69 Campbell Street
Surry Hills NSW Australia 2010
T: 02) 9211 3311
F: 02) 9212 3788

Japan
Schiavello Japan Limited
Toranomon Marine Building1F,
3-18-19, Toranomon Minato-Ku
Tokyo 105-0001, Japan
T: 81) 3-5402 7541
F: 81) 3-5402 7542

Middle East
Schiavello Project Solutions Pty Ltd
Festival Tower
Office Suite 504
Dubai Festival City, Dubai
United Arab Emirates
T: 971 4 363 5350
F: 971 4 363 5351

Singapore
Schiavello Singapore Pte Ltd
No.1 Magazine Road
#01-05 Central Mall
Singapore 059567
T: 65) 6533 8011
F: 65) 6533 2811

www.schiavello.com
SCH/SY30-B

Schiavello Group Pty Ltd
reserves the right to change
any or all details without
prior notice. Every effort
has been made to ensure
the information is accurate
at the time of printing.

schiavello

System 30 panels

System 30 panels are simple to understand, plan and install. Complete rigidity is achieved with an economy of parts and materials. A breakthrough design that combines elegant simplicity, with strength and quality engineering.

System 30 panel design, engineering and material selection is based on Schiavello's environmental design principles to reduce environmental impact.

Index

panels 02-03
junctions and connectors 04-07
cable reticulation 08-09
worksurfaces 10
accessories 11
images 12
specification of system 30 panel system 13

system 30_01

Panels

base panels ı suspended panels

Key Features

High flexibility with fast assembly, reconfiguration and relocation requiring a single allen key.
Panels are 30 mm thick with (load bearing) top transom rail and off-module panel capability.
Minimal componentry required for panel junctions available in 90º, 120º and linear.
Optional cable reticulation and outlet modules.

Choice of standard panel construction, optional pinable or acoustic sound absorbing panel cores.
Seamless compatibility with comprehensive ranges of desking, storage, tables and accessory options.
Extensive selection of panel types, colours and finishes.
All components are reuseable.

BASE PANELS

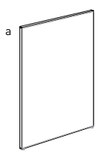

code S30.S1

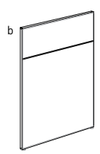

code S30.S2

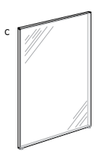

code S30.G1-1-CG

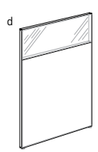

code S30.SG-1-CG

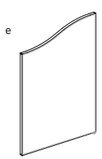

code S30.S1-W

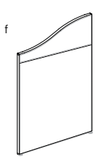

code S30.S2-W

When System 30 panels are required to support transom hung or function wall hung shelves, 'block type' panel core construction **must be** specified.

a_Solid panel.
b_Two piece solid panel with mid transom.
c_Centre full glazed panel.
d_Two piece centre partial glazed panel with mid transom.
e_Solid panel with wave top.
f_Two piece solid panel with mid transom and wave top.

BASE PANELS

panel heights (mm) \ panel widths (mm)	450	600	750	800	900	1200	1500	1800	2100	2400
900	•	•	•	•	•	•	•	•	•	•
1050	•	•	•	•	•	•	•	•	•	•
1200	•	•	•	•	•	•	•	•	•	•
1350	•	•	•	•	•	•				
1500	•	•	•	•	•	•				
1800	•	•	•	•	•	•				
2100	•	•	•	•	•	•				
2400	•	•	•	•	•	•				

*Special sizes available on request.

SUSPENDED PANELS

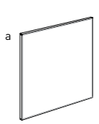

code S30-SU.S1

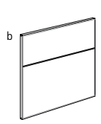

code S30-SU.S2

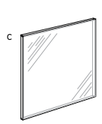

code S30-SU.G1-1-CG

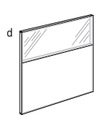

code S30-SU.SG-1-CG

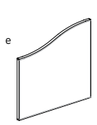

code S30-SU.S1-W

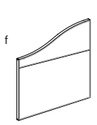

code S30-SU.S2-W

a_Solid panel.
b_Two piece solid panel with mid transom.
c_Centre full glazed panel.
d_Two piece centre partial glazed panel with mid transom.
e_Solid panel with wave top.
f_Two piece solid panel with mid transom and wave top.

SUSPENDED PANELS

panel heights (mm) \ panel widths (mm)	450	600	750	800	900	1200	1500	1800
900	•	•	•	•	•	•	•	•
1050	•	•	•	•	•	•	•	•
1200	•	•	•	•	•	•	•	•
1350	•	•	•	•	•	•		
1500	•	•	•	•	•	•		

* Special sizes available on request.
* Panel height dimensions show the actual heights of the panels. They do not include suspension distance from floor.

Panels

glazing option ı wall starter bracket ı finishes

SUSPENDED PANEL ATTACHING BRACKETS

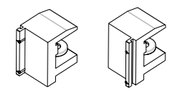

code S30/45-CLM-L.H.
S30/45-CLM-R.H.

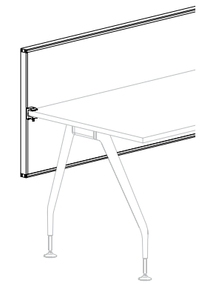

GLAZING OPTIONS

Centre glazing
Flush glazing - single sided
Flush glazing - double sided

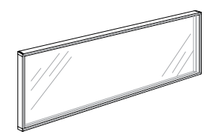

centre glazing CG

Glass is offered in both clear and translucent.
Other finishes available on request.

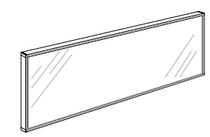

flush glazing 1-FG or 2-FG

Glass is offered in both clear and translucent.
Can be single or double sided.

WALL STARTER BRACKETS

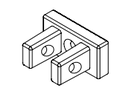

code WS1B-30

connectors required
1-wall starter brackets.

FINISHES



fabric

perforated metal
CR perforation



perforated metal
MW perforation



pinable fabric screen

powdercoated MDF

laminate

veneer



echo panel

Panel faces can be specified in a variety of finishes as illustrated.
Panel trims are finished in hard wearing powdercoat with colour as selected.
Materials and colours are subject to availability.

Junction Connectors

straight junction ı 90º two way open junction ı 90º two way closed junction ı 90º three way open junction ı common height panels

Each common height junction has an individual product code no. as shown. Connectors are **specified as one set** for each junction.

By specifying the code no's and quantities of the **junctions required**, the appropriate quantity and type of connectors will be supplied.

STRAIGHT JUNCTION

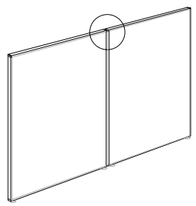

COMMON HEIGHT PANELS

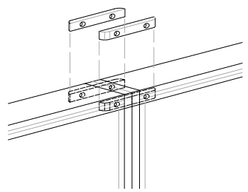

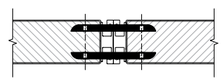

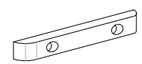

set code S30.J180.1W.S **(base panel set)**

Junction connector set comprises
2-type B-671 011 connectors.

set code S30-SU.J180.1W.S **(suspended panel set)**

Junction connector set comprises
4-type B-671 011 connectors.

90º TWO WAY OPEN JUNCTION

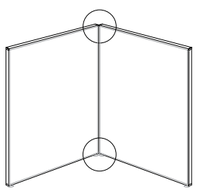

COMMON HEIGHT PANELS

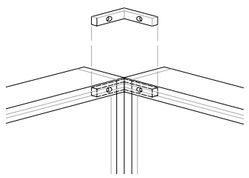

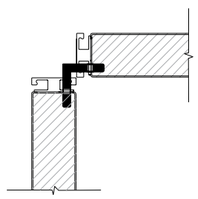

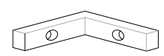

set code S30.J90.2W.O

Junction connector set comprises
2-type B-671 005 connectors.

90º TWO WAY CLOSED JUNCTION

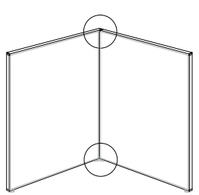

COMMON HEIGHT PANELS

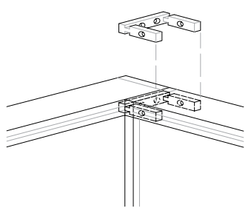

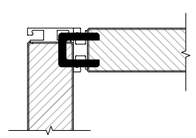

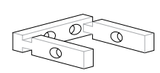

set code S30.J90.2W.C

Junction connector set comprises
2-type B-671 016 connectors.

90º THREE WAY OPEN JUNCTION

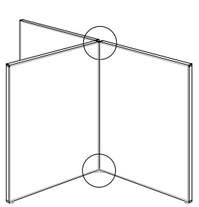

COMMON HEIGHT PANELS

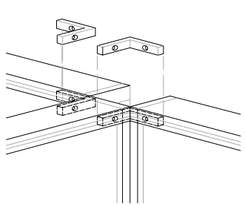

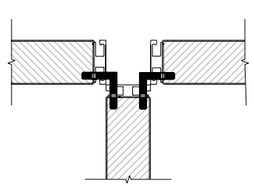

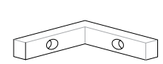

set code S30.J90.3W.O

Junction connector set comprises
4-type B-671 005 connectors.

Junction Connectors

90º three way closed junction ı 90º off module junction ı 90º four way junction ı 90º four way umbilical junction ı common height panels

90º THREE WAY CLOSED JUNCTION

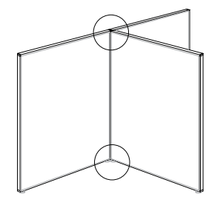

COMMON HEIGHT PANELS

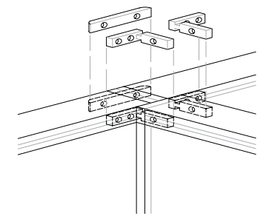

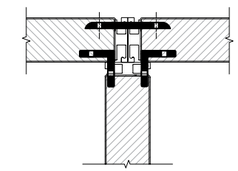

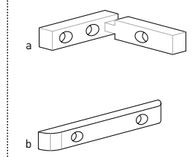

set code S30.J90.3W.C

Junction connector set comprises
a_4-type B-671 003 connectors and
b_2-type B671 011 conectors.

90º OFF MODULE JUNCTION

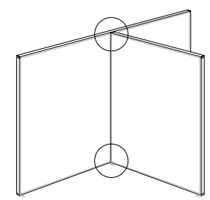

COMMON HEIGHT PANELS

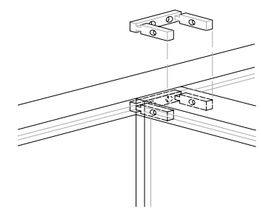

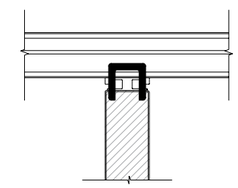

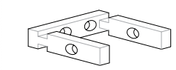

set code S30.J90.3W.OM

Junction connector set comprises
2-type B-671 016 connectors.

90º FOUR WAY JUNCTION

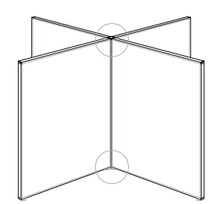

COMMON HEIGHT PANELS

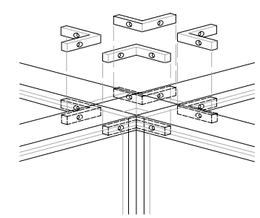

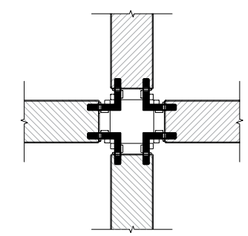

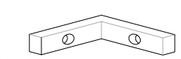

set code S30.J90.4W.C

Junction connector set comprises
8-type B-671 005 connectors.

90º FOUR WAY JUNCTION
Panels set for umbilical entry
(56 mm wide access opening)

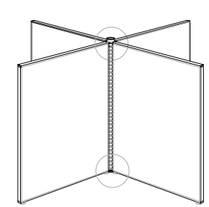

COMMON HEIGHT PANELS

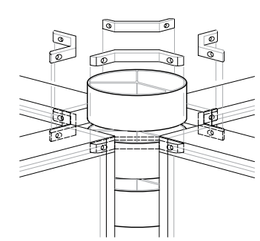

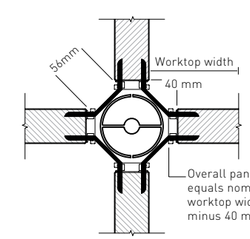

set code S30.J90.4W.U **(4 way junction)**

Junction connector set comprises
8-type B-671 015 connectors.

set code S30.J90.3W.U **(3 way junction)**

Set comprises
4-type B-671 015 connectors.

Junction Connectors

120º three way junction ı 120º tech column three way junction ı common height panels

Each common height junction has an individual product code no. as shown. Connectors are **specified as one set** for each junction.

By specifying the code no's and quantities of the **junctions required**, the appropriate quantity and type of connectors will be supplied.

120º THREE WAY CLOSED JUNCTION

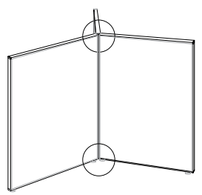

COMMON HEIGHT PANELS

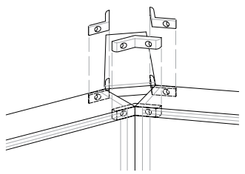

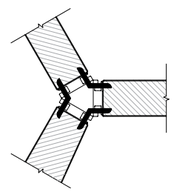

set code S30.J120.3W.C

Junction connector set comprises 6-type B-671 004 connectors.

120º THREE WAY JUNCTION
Panels set for services access.
(44 mm wide access opening)

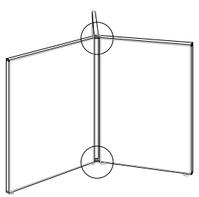

COMMON HEIGHT PANELS

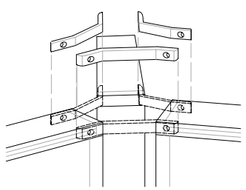

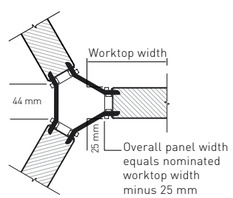

set code S30.J120.3W.O

Junction connector set comprises 6-type B-671 009 connectors.

120º THREE WAY JUNCTION
Panels set for umbilical entry.
(113 mm wide access opening)

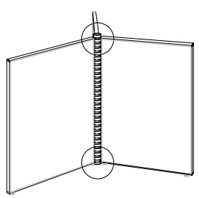

COMMON HEIGHT PANELS

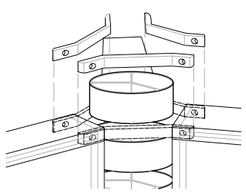

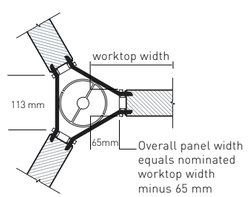



set code S30.J120.3W.U

Junction connector set comprises 6-type B-671 014 connectors.

120º TECH COLUMN THREE WAY JUNCTION
Panels connect to tech column.

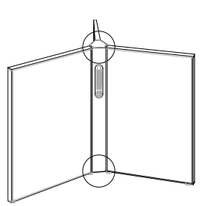

COMMON HEIGHT PANELS

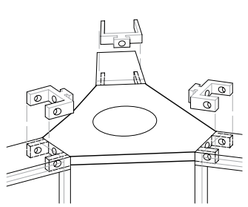

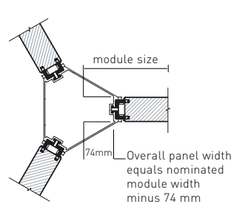

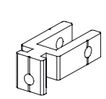

set code S30.J120.3W.TC

Junction connector set comprises 6-type 671-017 connectors.

Junction Connectors

180º straight junction ı 90º two way open junction ı 90º two way closed junction ı 90º off module junction ı transition height junctions

Junction connectors for transition height junctions are specified **per each not 'per set'**. Each of the examples shown below indicate the connector product codes and the quantity required of each to achieve the junction.

180º STRAIGHT JUNCTION

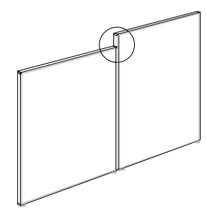

TRANSITION HEIGHT PANELS

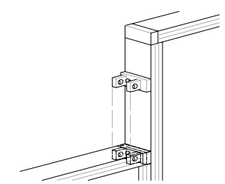

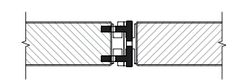

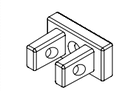

code WS1B-30

connectors required

1-wall starter brackets.

90º TWO WAY OPEN JUNCTION

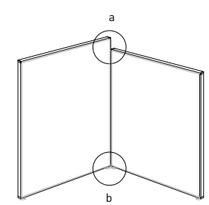

TRANSITION HEIGHT PANELS

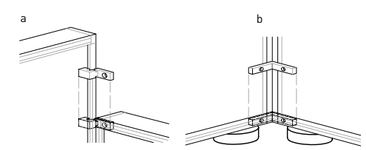

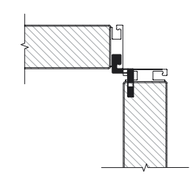

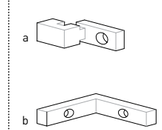

connectors required

a_1- type B-671 013 connector.
b_1- type B-671 005 connector.

90º TWO WAY CLOSED JUNCTION

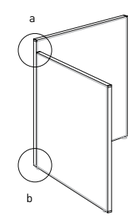

TRANSITION HEIGHT PANELS

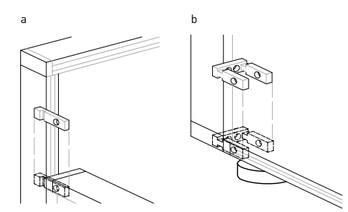

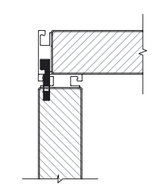

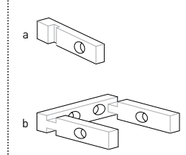

connectors required

a_1- type B-671 001 connector.
b_1- type B-671 016 connector.

90º OFF MODULE JUNCTION

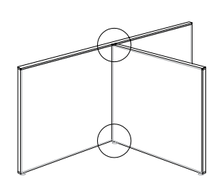

COMMON HEIGHT PANELS

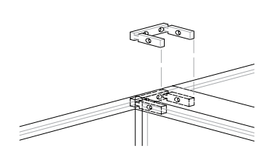

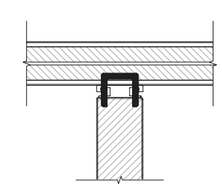

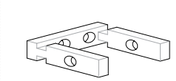

connectors required

2- type B-671 016 connectors.

Cable Reticulation

cable routing ı power blades ı umbilical ı 120º tech column ı cylinder power pole

Cable routing
System 30 offers a number of cable routing options. They can be combined to satisfy specific requirements while always providing easy access and efficient cable management throughout entire layouts.

Cables can be routed to panels from ceilings, walls or floors by utilising umbilicals, power blades or tech columns.

POWER BLADES (system 45 panel)
Cable entry from ceiling or floor.
Exit points to suit requirements.

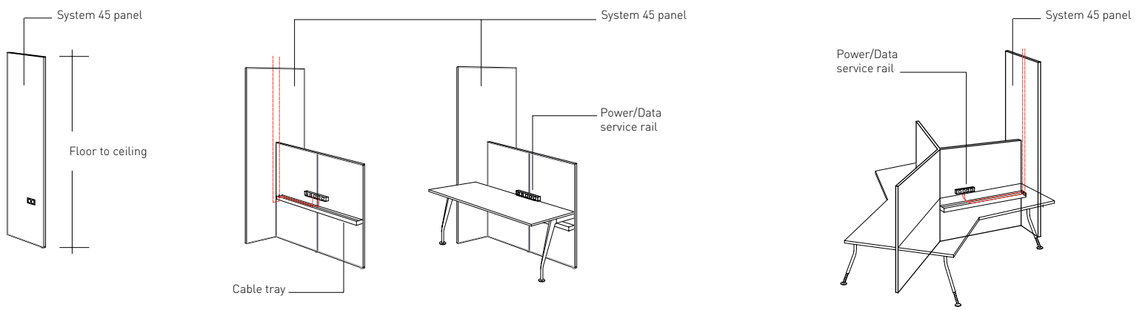

UMBILICALS
Panels set for umbilical entry.
(56 mm wide access opening)

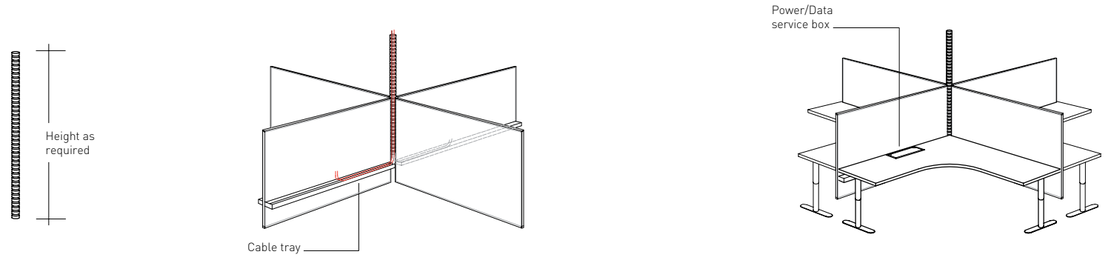

120º TECH COLUMN
Direct cable access from floor.
Ceiling access through top of tech column via umbilical or 80 mm dia. cylinder power pole.

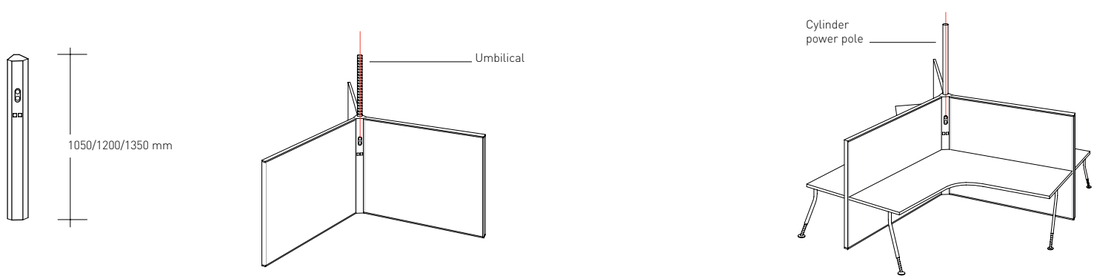

Cable Reticulation

interpower soft wiring system ı cable trays and baskets

Interpower softwiring system
Schiavello interpower electrical softwiring system delivers power and lighting to office workstations.
The system is easily connected, disconnected or relocated without the need to isolate power and with minimal inconvenience.

All connections within the interpower system are protected by a positive lock mechanism to prevent accidental power disconnection.
All components are factory tested and easy to install. All interpower softwiring components are reuseable.

STANDARD SERVICE RAIL

code	SR/2P/4D
code	SR/3P/4D
code	SR/4P/4D

Mounts to rear of desktop.

POWER MODULES



code	PM2H
code	PM2H1VL
code	PM4VL

DATA MODULES



code	NGDM/2
code	NGDM/4
code	NGDM/6

INTERPOWER SOFTWIRING SYSTEM
Refer to Schiavello Interpower brochure SCH/W05-C for complete product information and technical specifications.

code	SS

Starter sockets.



code	JB-S

Junction box.

code	EX-S00 (add length i.e.600m lead = EX-S00600)

Extension leads.



code	IDB0.1

Power/Data service box
Inserts into desktops.

code	S30CAP

Cable access port.
Optional panel fitting where required to provide cable access through closed junctions.

Cable trays and brackets
Optional cable trays and brackets attach to either system 30 panels or underside of worksurfaces.

These simple lay-in and very flexible designs ensure cables can be neatly accommodated without intruding on to the worksurface or floor.

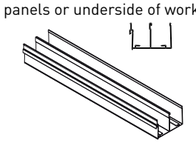

code	EL/SERDCT-SQ
height	50 mm
depth	100 mm
width	to order

Elitone metal cable tray.

code	S30/SERDCT/L

Cable tray
support bracket LH.
Attaches to vertical mullion of system 30 panels.

code	S30/SERDCT/R

Cable tray
support bracket RH.
Attaches to vertical mullion of system 30 panels.

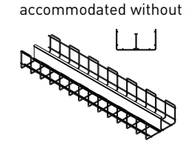

code	2CWB
height	80 mm (inc.brackets)
depth	160 mm
length	660/860/1060 mm

Cable baskets.
Supplied with 2 brackets attaches to underside of worksurfaces.

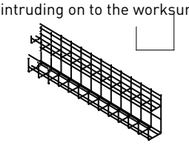

code	STTWB
height	230 mm
depth	95 mm
length	900/1200 mm

Cable baskets.
Supplied with 2 brackets attaches to underside of worksurfaces.

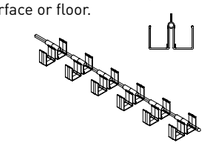

code	QWCM-ASSY
height	65 mm
depth	120 mm
length	to order

QED cable tray.
Attaches to underside of worksurfaces.

Worksurfaces

typical workstation clusters for system 30 I worksurface support brackets I worksurface support legs

Worksurfaces
Worksurfaces can be specified either 25 mm or 33 mm thick.
Available finishes include selected laminates, timber veneers and powdercoated MDF in a range of colours.

There is a wide selection of shapes and sizes to ensure the right solution for task specific requirements. Edge finishes and shapes also offer many choices with custom shapes available on request.

TYPICAL WORKSTATION CLUSTERS FOR SYSTEM 30
Cluster examples using various shaped worksurfaces.

WORKSURFACE SUPPORT BRACKETS

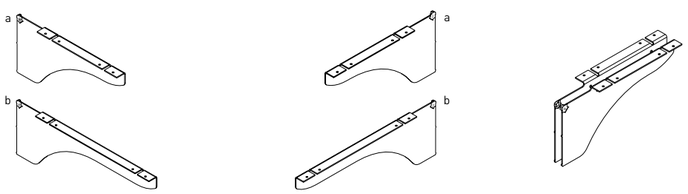

a_code	S30.D400LH-C
b_code	S30.D600LH-C
length	a_358 mm/b_495 mm

Curved desk support brackets.
Left hand.

a_code	S30.D400RH-C
b_code	S30.D600RH-C
length	a_358 mm/b_495 mm

Curved desk support brackets.
Right hand.

a_code	S30.D400D-C
b_code	S30.D600D-C
length	a_358 mm/b_495 mm

Curved double desk support brackets.

code	S30.FTS-LH

Front top support bracket.
Left hand.

code	S30.FTS-RH

Front top support bracket.
Right hand.

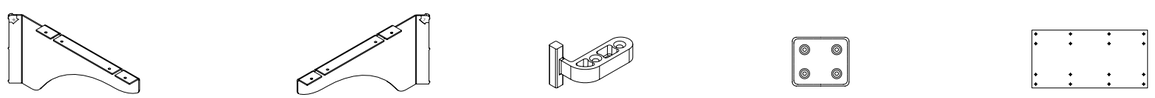

code	S30.D400LH-45-C
length	350 mm

Curved corner desk support brackets
Left hand.

code	S30.D400RH-45-C
length	350 mm

Curved corner desk support brackets
Right hand.

code	S30/PNL-LCK-GUIDE

Panel locking guide. (Unhanded)
(Holds panels against adjustable height worksurface).

code	DJ-50
size	50 mm x 50 mm

Underdesk joining plates.

code	DJ-300/400/500/600
depth	150 mm
wide	300/400/500/600 mm

Underdesk joining plate.

WORKSURFACE SUPPORT LEGS
Fixed height.

height	Leg 695 mm plus worksurface.
dia.	28 mm dia. QED
code	QLIF-NB-STRT

height	Leg 695 mm plus worksurface.
dia.	28 mm dia. QED
code	QLIF-NB-10°

height	Leg 687 mm plus worksurface.
dia.	70 mm dia. leg
code	U10 leg

WORKSURFACE SUPPORT LEGS
Height adjustable.

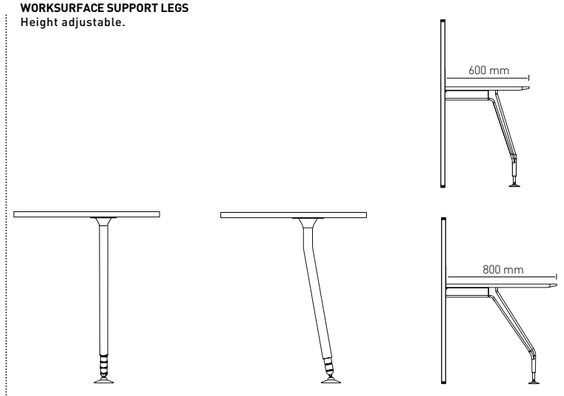

height	Height adjustable leg 610 mm to 735 mm plus worksurface.
code	QED3-STRT

height	Height adjustable leg 610 mm to 735 mm plus worksurface.
code	QED3-10°

height	Height adjustable leg 625 mm to 705 mm plus worksurfaces.
code	Marina leg

Accessories

function walls I accessories

Function walls
Mount to transom rails of system 30 panels via integral mounting detail. Additional brackets not required.

FUNCTION WALLS

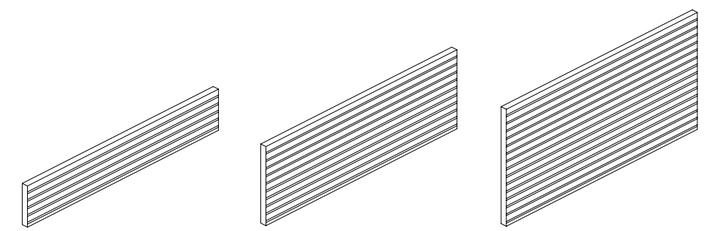

height	150 mm
type	FWT-150

height	300 mm
type	FWT-300

height	450 mm
type	FWT-450

ACCESSORIES - FOR TRANSOM RAIL AND FUNCTION WALL MOUNT

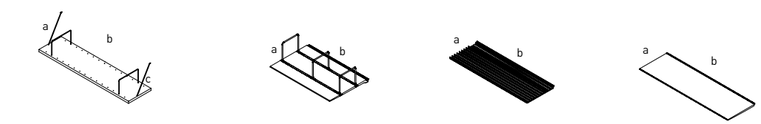

side_a	300 mm
side_b	600|750|900|1050|1200
side_c	250|300|350|410 mm
type	ULT-SHLF-25

Ultimet shelf.

side_a	300 mm
side_b	600|750|900|1050|1200
type	ULT/SHLF-LINE-0600-DIV

Slimline shelf.

side_a	200 mm
side_b	150/260|390|520
type	ULT CD SHELF

CD holder 2-3-4.

side_a	225 mm
side_b	600/750/900/1050/1200
type	ULT/SL/SHELF-600

Slimline mini shelf.

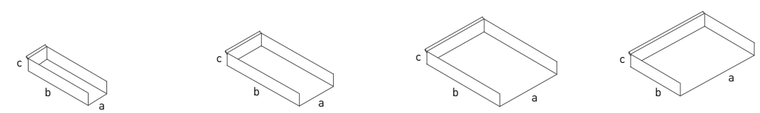

side_a	50 mm
side_b	158 mm
side_c	26 mm
type	ULT-PTRAY/SM

Ultimet pencil tray - small.

side_a	122 mm
side_b	319 mm
side_c	26 mm
type	ULT-PTRAY/LG

Ultimet pencil tray - large.

side_a	245 mm
side_b	319 mm
side_c	26 mm
type	ULT-STRAY

Stationery tray (portrait).

side_a	313 mm
side_b	251 mm
side_c	26 mm
type	ULT-STRAY-A4

Ultimet paper tray - A4 landscape.

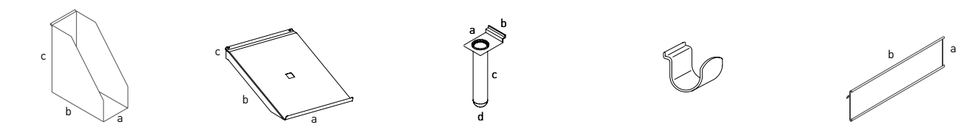

side_a	115 mm
side_b	265 mm
side_c	272 mm
type	ULT-PHBOOK

Ultimet phone book holder.

side_a	245 mm
side_b	325 mm
side_c	39 mm
type	ULT-PHTRAY

Ultimet phone tray.

side_a	67 mm
side_b	40 mm
side_c	125 mm
side_d	25 mm
type	ULT/VASE

Vase.

side_a	40 mm
side_b	40 (overall height)
type	TH/CH

Transom hung coat hook.
Natural anodised finish.

side_a	49 mm
side_b	170 mm
type	TH/NAMEPLATE 170

Tansom hung name plate.

Specification of System 30 Panel System

general I panels I connectors I cable reticulation I aluminium finish I warranty

General
System 30 is a fully refined office panel system manufactured by Schiavello Australia . The system is stackable, easily demounted, relocated, extended or reduced in size with all components being reusable.

Panels
The panels have a thickness of 30 mm with single panel widths of up to 2400 mm. They have a load bearing top transom rail and are designed to be either floor mounted or suspended from desks as required and as specified later.
The panels are rigid, with the strength to support hampers, shelves and worktops. They also have provision to accept accessories from both a horizontal and vertical position. The panels provide both integrated and transom mounted whiteboards and function walls including a full range of attachable accessory items.
Panel faces offer a choice of finishes including fabric, perforated metal, powdercoated MDF, laminate, timber veneer, fabric covered pinboard as well as single and double glazing.
Acoustic panels are also offered that have an acoustic sound absorption rate of not less than 60 NRC

Connectors
The connecting system achieves the following junctions and connections:
(a) 90º, 120º, 180º
(b) 2 way, 3 way and 4 way junctions with either open access corners or closed corners.
(c) Off module junctions ie: return panels of common or differing heights are able to achieve a 90º connection to a spine panel at any point along its length

Cable Reticulation
The system includes integrated components that provide efficient means of routing services cabling to the panels from the ceiling, walls or floor. such as power blades, umbilicals or power poles.
The system also includes optional clip-on segregated cable trays with a selection of services outlet modules and soft wiring connections.
The softwiring electrical system is Schiavello Interpower certified to AS/NZS 3131.

Aluminium Finish
All aluminium is powdercoated to Australian Standard AS-NZ3570.
Colour as specified.

Warranty
The manufacturer warrants the system for a period of not less than 5 years against faulty materials and workmanship and guarantees the supply of parts and service of all standard components for a period of not less than 10 years from date of installation.