

# Specifications

NEO

## Worktops

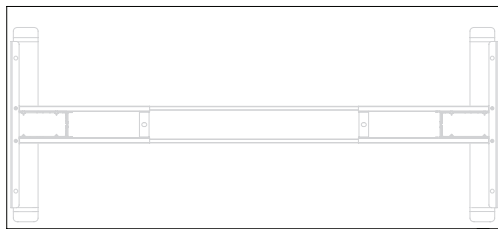
25-33mm / 1-1.2" Thick  
750-800mm / 29.5-31.5" W  
1350-2100mm / 70.8"-82.6" L

## Leg Configurations

Dual stage 620-1220mm / 24.4-48"

## Workstations

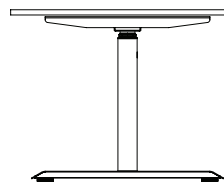
Rectilinear dual stage with standard worktop



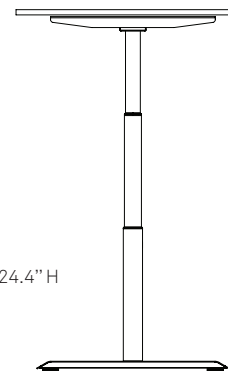
800mm / 31.5" D



1800mm - 70.8"



700mm / 27.5" D



620mm / 24.4" H

1220mm / 48" Max height

All measurements are in millimeters and inches

All intellectual property rights and copyrights are reserved. Nothing contained in this brochure may be reproduced without written permission. Schiavello Group Pty Ltd reserves the right to change any or all details without prior notice. All dimensions stated within this document are nominal and/or approximate only and subject to variation. SCH/SPSKPAU01-B

**schiaavello**

---

**Worktops**

25-33mm / 1-1.2" Thick  
750-800mm / 29.5-31.5" W  
1350-2100mm / 70.8"-82.6" L

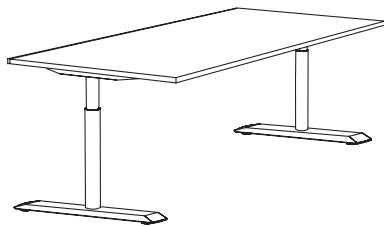
**Leg Configurations**

Dual stage      620-1220mm / 24.4-48"

---

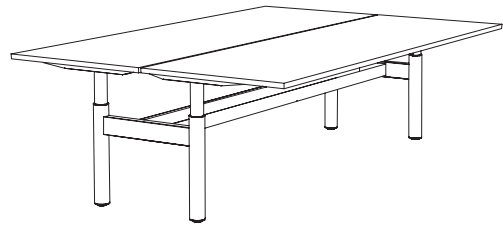
**Workstations**

Rectilinear



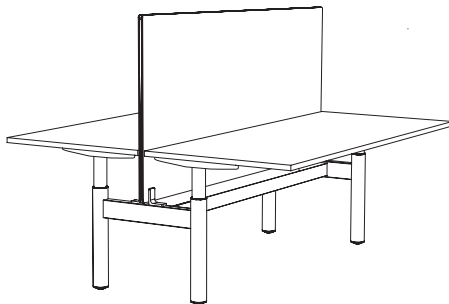
---

Rectilinear back-to-back



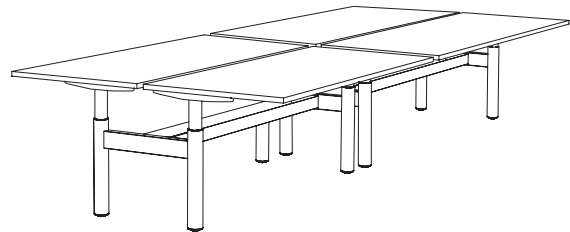
---

Rectilinear back-to-back with panel



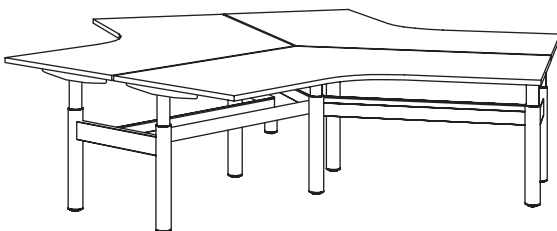
---

back-to-back linear cluster



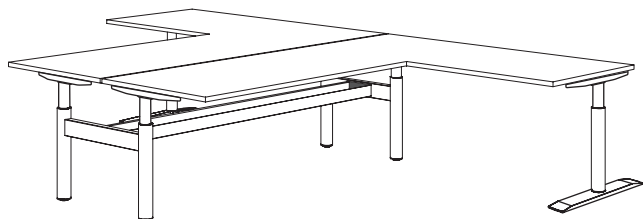
---

120° Three-way cluster



---

90° Two-way workstation



All measurements are in millimeters and inches

All intellectual property rights and copyrights are reserved. Nothing contained in this brochure may be reproduced without written permission. Schiavello Group Pty Ltd reserves the right to change any or all details without prior notice. All dimensions stated within this document are nominal and/or approximate only and subject to variation. SCH/SPSKPAU01-B