

## A vertical photograph of a branch with long, narrow, green leaves and small, round, reddish-brown fruits, set against a wooden background. The leaves are elongated and have a prominent midrib. The fruits are small and round, with a reddish-brown hue. The branch is thin and woody, with a few small, light-colored flowers or buds visible. The background is a light-colored wood with a vertical grain.

COLOUR

**schiaavello**



"To be open, to accept that there is no rigid way to see colours."


—Giulio Ridolfo

# COLOUR Lab

COLOUR IN REAL LIFE

ISSUE 3 | BY GIULIO RIDOLFO FOR SCHIAVELLO


**schiavello**



# Contents

Giulio Ridolfo .....	04
The Concept .....	06
Mastery of Materiality .....	08
ColourLab Range .....	14
1.0 Laminate .....	16
1.1 Spotless Laminate .....	18
2.0 Timber Natural .....	20
2.1 Timber Paint .....	21
2.2 Timber Wash .....	22
2.3 Plywood .....	23
3.0 Linoleum .....	24
4.0 Metal Powder Coat .....	26
5.0 Plastic .....	28
6.0 Fabric .....	30
6.1 Healthcare Fabric .....	38
7.0 Leather .....	40
8.0 Glass .....	42





## Giulio Ridolfo

Giulio Ridolfo studied at Domus Academy in Milan, and graduated with a Master of Fashion Design in 1985. He has since worked as a talented colour advisor to many of the world's leading interior, clothing and footwear companies.

Giulio's contribution is not a traditional colour palette representing the full circle of colours. His colour compositions have more to do with expressing an attitude or a choice and this has resulted in a highly personal colourway.

Giulio draws his inspiration from diverse sources such as photography, art, fashion and film. He gathers images, colours, patterns and textures then combines these different elements and expressions until something new is created.


Since 2009, Giulio has worked with Schiavello, composing colour schemes and the curated design of various finishes.



# The Concept

ColourLab is an honest and considered colour palette, compiled for Schiavello furniture applications to suit a variety of environments, embracing an array of textiles.

Developed by Italian 'colour master' Giulio Ridolfo in collaboration with our design team, it was fostered through a process that wholly embraces the creative nature of colour.





# Mastery of Materiality

In his work with us, Giulio employed a creative approach that centres on the concept of materiality. This is the method he prefers – the tactile observation of colours alongside textures, rather than looking at flat colour alone. Much is missed when colour isn't considered alongside the material it will be on, such as the balancing between roughness and shininess, or the difference between colour on a smooth material and a coarse one.

Therefore Giulio works with physical samples and objects, placing them next to and on top of each other to develop tonal variations. This is how he delves into the endless possibilities he sees in colour. Drawn to the Australian palette, Giulio is inspired by the diverse colours of our shores. From the silvery green-grey of eucalyptus trees and the deep blues of our brilliant beaches, he has created a colourway that is uniquely 'us'.





After visiting Melbourne's CBD, observing the people (who were notably mostly in black), and waking at the crack of dawn to walk the city's gardens, he discovered inspiration in the native flora. Giulio absorbed the nature and the energy of the city's greenest spaces at times when the sun had only just begun settling on the leaves. He took something from each of these places.

Giulio assembled a selection of items, some he had collected here in Melbourne, some he brought with him from Italy, and others he collected on his travels; everything precisely placed, layered and separated. Tyre patches from a junkyard, a shiny bike bell from a market in Italy, a branch of eucalyptus from the Schiavello family winery. These objects formed a weave in the fabric that inspired our new colourways.









# ColourLab Range



# 1.0

## LAMINATE


**CATEGORY 1**  
White, Polar White  
& Parchment

**CATEGORY 2**  
Black, Cinder,  
Oyster Grey  
& Stone Grey

**CATEGORY 3**  
Bottega Oak,  
Nordic Oak  
& Notaio Walnut

---

### LAMINATE / Category 1



White

Polar White

Parchment

### LAMINATE / Category 2



Black

Cinder

Oyster Grey

Stone Grey


### LAMINATE / Category 3



Bottega Oak

Nordic Oak

Notaio Walnut





# 1.1

## SPOTLESS LAMINATE

**CATEGORY 4**  
Black, Magma,  
Pewter & White

**SPOTLESS LAMINATE** / Category 4




Black

Magma

Pewter

White





# 2.0

## TIMBER NATURAL

Applied finishes are available on Oak.

### Species



Ash

Oak

### Applied Finishes



Limewood

Walnut Bianco

Walnut Milano

# 2.1

## TIMBER PAINT

Timber paints are available on Oak.



Ash

Strata

Parchment

Obsidian Glass



Black

Stone Grey

Silk Grey

Cement Grey



Oxide Red

Signal Brown

Orange Brown

Grey Beige



Ruby Red

Traffic Red

Blush

Pale Green



Steel Blue

Gentian Blue

Fir Green

Emerald Green



Colza Yellow

Sulfur Yellow



# 2.2

## TIMBER WASH

Timber washes are available on Oak.



Ash Strata Parchment Obsidian Glass



Black Stone Grey Silk Grey Cement Grey



Oxide Red Signal Brown Orange Brown Grey Beige



Ruby Red Traffic Red Blush Pale Green



Steel Blue Gentian Blue Fir Green Emerald Green



Colza Yellow Sulfur Yellow

# 2.3

## PLYWOOD

Plywood has a white wash finish



Plywood



# 3.0

## LINOLEUM





# 4.0

## METAL POWDER COAT

### FINISH

- Satin
- ‡ Texture

#### METAL POWDER COAT / Category 1



Strata • ‡

Parchment ‡

Obsidian Glass •

Black • ‡

#### CATEGORY 1

Strata, Parchment,  
Obsidian Glass & Black

#### CATEGORY 2

Ash, Parchment,  
Obsidian Glass,  
Stone Grey, Silk Grey,  
Cement Grey, Orange  
Brown, Grey Beige, Oxide  
Red, Signal Brown, Blush,  
Pale Green, Steel Blue,  
Gentian Blue, Fir Green  
& Emerald Green

#### CATEGORY 3

Colza Yellow, Sulfur Yellow,  
Ruby Red & Traffic Red

#### METAL POWDER COAT / Category 2



Ash •

Parchment •

Obsidian Glass ‡

Stone Grey • ‡



Silk Grey •

Cement Grey •

Orange Brown •

Grey Beige •



Oxide Red •

Signal Brown •

Blush •

Pale Green •



Steel Blue •

Gentian Blue •

Fir Green •

Emerald Green •

#### METAL POWDER COAT / Category 3



Colza Yellow •

Sulfur Yellow •



Ruby Red •

Traffic Red •



# 5.0

## PLASTIC





# 6.0

FABRIC

**BANKSIA** / Category 0



**CATEGORY 0**  
Banksia

**CATEGORY 1**  
Focus


**FOCUS** / Category 1






6.0  
FABRIC

EDGE / Category 1




MELD / Category 2.5




CATEGORY 1  
Edge

CATEGORY 2.5  
Meld, Merit  
& Mode

MERIT / Category 2.5




MODE / Category 2.5






6.0  
FABRIC

ATLAS / Category 3




REVIVE 1 / Category 3



CATEGORY 3  
Atlas & Revive 1

CATEGORY 4  
Recheck & Remix 3

RECHECK / Category 4




REMIX 3 / Category 4



6.0

FABRIC

RIME / Category 4




STEELCUT TRIO 3 / Category 5



CATEGORY 4  
Rime

CATEGORY 5  
Steelcut Trio 3  
& Tonica 2

TONICA 2 / Category 5





# 6.1

## HEALTHCARE FABRIC

### SILK / Category 1.5



### RAVE / Category 2



### CATEGORY 1.5

Silk


### CATEGORY 2

Rave

### CATEGORY 2.5

Trieste


### TRIESTE / Category 2.5



# 7.0

## LEATHER

### MATADOR / Category 2



### MEDICI / Category 3



### CATEGORY 2

Matador

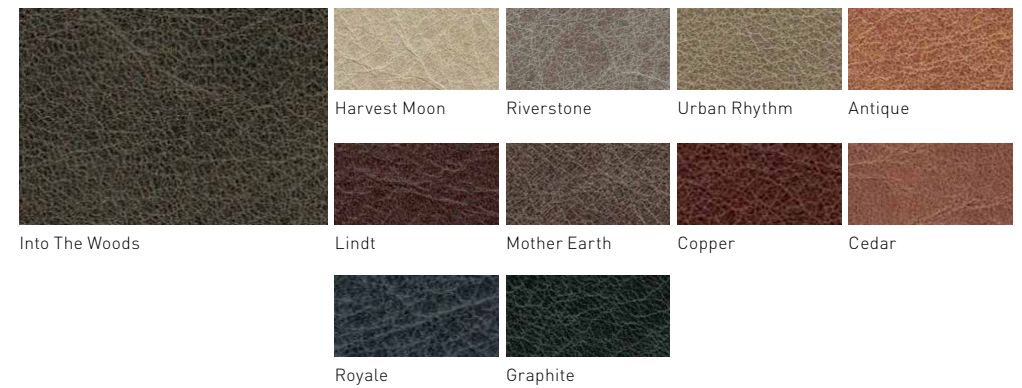
### CATEGORY 3

Medici

### CATEGORY 4

Heirloom

### HEIRLOOM / Category 4





# 8.0

## GLASS

**CATEGORY 1**  
Clear with green edge  
& Grey

**CATEGORY 2**  
Clear

**CATEGORY 3**  
Glass with mesh  
—

### Glass




Clear with green edge

Clear

Grey

### Glass with mesh



Aluminium

Copper


Gold











Schiavello wishes to extend a special thank you  
to Giulio for helping us with the creation of ColourLab.

---

ColourLab Consultant—Giulio Ridolfo   Design—Schiavello  
Print—Adams Print   Photography—Charlie Kinross

Schiavello's most important commitment to sustainability is the company-wide Environmental Management System under ISO 14001. The environmental design principles realised mean we design for the environment, focusing on efficient energy use and minimum emissions, longevity and durability, re-use and recycling of our products.


Our principles of ME WE (Materials, Energy, Waste Emissions) give us a simple way to think about how our operations impact the environment.

Printed on an Australian made paper stock that is PEFC Certified and made from elemental chlorine-free bleached pulp sourced from sustainably managed forests and non-controversial sources. It is manufactured by an ISO 14001 certified mill using renewable energy sources.

All intellectual property rights and copyrights are reserved. Nothing contained in this brochure may be reproduced without written permission. Schiavello Group Pty Ltd reserves the right to change any or all details without prior notice. All dimensions stated within this document are nominal and/or approximate only and subject to variation.

SCH/CLABD02-N





schiaavello

© 2020 Schiavello [www.schiavello.com/colourlab](http://www.schiavello.com/colourlab)