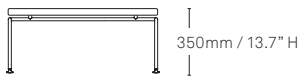
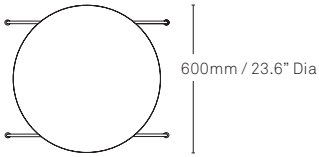
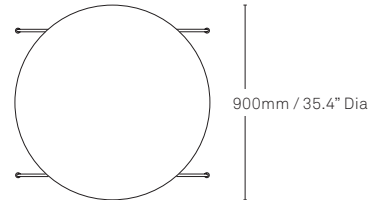


Rest Tables

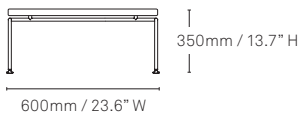
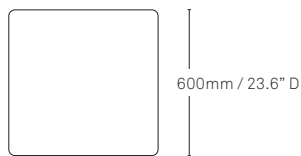
Round 600 Dia



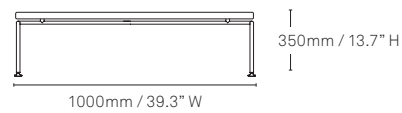
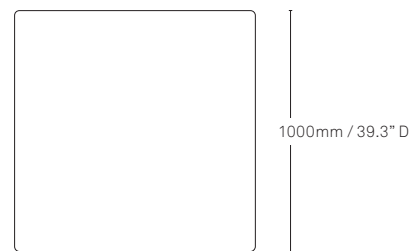
Round 900 Dia



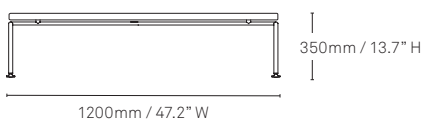
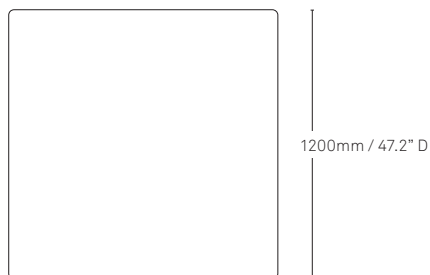
Square 600 W



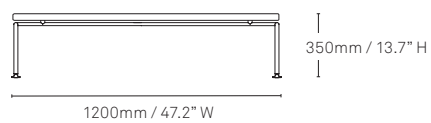
Square 1000 W



Square 1200 W



Rectangle



All measurements are in millimeters and inches

All intellectual property rights and copyrights are reserved. Nothing contained in this brochure may be reproduced without written permission. Schiavello Group Pty Ltd reserves the right to change any or all details without prior notice. All dimensions stated within this document are nominal and/or approximate only and subject to variation. SCH/SPSKTAB01-B